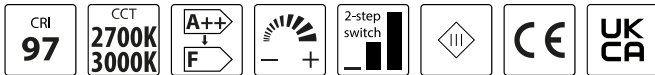


# Daphne Terra Led








LUMINA

Tommaso Cimini - Ettore Cimini, 1976



Floor lamp in metal with swivelling arms and 360-degree rotating head, for diffused directional light. Lighting source 9W-LED controlled by a switch that can be set to dual light intensity or dimmer.

## FINISHINGS

 Black Soft Touch 3000K - cod. 02L01ST00 2700K - cod. 02L01STK27	 Brushed Nickel 3000K - cod. 02L4400 2700K - cod. 02L44K27
 Matt White 3000K - cod. 02L020P00 2700K - cod. 02L020PK27	 Metallic Bronze 3000K - cod. 02L29MT00 2700K - cod. 02L29MTK27
 Matt Red 3000K - cod. 02L030P00 2700K - cod. 02L030PK27	 Gold Brushed 3000K - cod. 02L45SL00 2700K - cod. 02L45SLK27
 Matt Yellow 3000K - cod. 02L050P00 2700K - cod. 02L050PK27	

ALL RAL COATING AND GALVANIC FINISHES AVAILABLE UPON REQUEST

## LIGHT EMISSION

Light source power: 8,5W	Efficacy 3000K: 61lm/W
Power absorption: 10,5W	Source Flux 2700K: 775lm@250mA
Light Emission: Diffuse	Emitted Flux 2700K: 622lm
Light Direction: Directional	Efficacy 2700K: 59lm/W
Light Source: Discrete LED	CCT: 2700/3000K
Source Flux 3000K: 800lm@250mA	CRI: 97
Emitted Flux 3000K: 643lm	Lifetime: >55000h

## ELECTRICAL FACTS

Stand-by absorption: <0.5  
Mains Voltage: 100/240VAC  
Master output: 24VDC; max 0.83A  
Ta max: 40°C

## PACKAGING DATA

Box dimensions: 109x14x22 cm  
Volume: 0,034 m<sup>3</sup>  
Gross weight: 5,15 kg

