

Ita OS5-OS6

OEO Studio

2025





W: 170 cm / 67 in  
D: 30 cm / 12 in

H: 45 cm / 18 in

# Ita OS5

## OEO Studio

### 2025

#### Product description

Bench

#### Environment

Indoor

#### Material

MDF, oak veneer, solid oak. This product has not been treated with any biocides.

#### Production process

MDF sheets are cut using a CNC machine and covered with an oak veneer and solid oak edges. The components are then sanded smooth and coated in a water-based lacquer for protection.

#### Dimensions

W: 170 cm / 67 in  
H: 45 cm / 18 in  
D: 30 cm / 12 in

#### Weight

32.5 kg

#### Strength, durability and safety testing

EN 16139 Level 2 (Seating)  
BIFMA x5.4

#### Certifications



FSC® Mix 70%

#### Gliders

Plastic gliders as standard

#### Impact

- Flat-packed, helping optimise shipping and delivery.
- Uses water based lacquer, safer for indoor air quality.
- Uses FSC® certified wood, supporting responsible management of the world's forests.
- Designed for disassembly, making it easier to repair, renovate, pass on, and responsibly recycle at end of life.

#### Manufacturer

Produced in Poland by Fabryka Mebli Zabroccy Sp. z o.o.

#### Cleaning Instructions

[Please see our Maintenance & Care instructions here](#)

#### → Stock item

Oak, Dark Stained Oak



→ Oak



→ Dark Stained Oak



W: 110 cm / 43 in  
D: 60 cm / 23 in

H: 25 cm / 10 in

# Ita OS6

## OEO Studio

### 2025

#### Product description

Bench

#### Environment

Indoor

#### Material

MDF, oak veneer, solid oak. This product has not been treated with any biocides.

#### Production process

MDF sheets are cut using a CNC machine and covered with an oak veneer and solid oak edges. The components are then sanded smooth and coated in a water-based lacquer for protection.

#### Dimensions

W: 230 cm / 91 in  
H: 45 cm / 18 in  
D: 30 cm 12 in

#### Weight

41.5 kg

#### Strength, durability and safety testing

EN 16139 Level 2 (Seating)  
BIFMA x5.4

#### Certifications



FSC® Mix 70%

#### Gliders

Plastic gliders as standard

#### Impact

- Flat-packed, helping optimise shipping and delivery.
- Uses water based lacquer, safer for indoor air quality.
- Uses FSC® certified wood, supporting responsible management of the world's forests.
- Designed for disassembly, making it easier to repair, renovate, pass on, and responsibly recycle at end of life.

#### Manufacturer


Produced in Poland by Fabryka Mebli Zabroccy Sp. z o.o.

#### Cleaning Instructions


[Please see our Maintenance & Care instructions here](#)

#### → Stock item

Oak, Dark Stained Oak



→ Oak



→ Dark Stained Oak

# Ita Seat Pad <sup>OS5-OS6</sup>

## OEO Studio

### 2025



OS5 W: 170cm / 67in, OS6 W: 230cm / 91in  
D: 28cm / 11in

H: 2.5cm / 1in

#### Product description

Seat pad

#### Environment

Indoor

#### Material

HR foam and leather.

#### Production process

Foam is cut to size and put into a leather cover.

#### Dimensions

OS5

W: 170 cm / 67 in

H: 2.5 cm / 1 in

D: 28 cm / 11 in

OS6

W: 230 cm / 91 in

H: 2.5 cm / 1 in

D: 28 cm / 11 in

#### Impact

- Noble leathers are Blauer Engel certified, ensuring reduced impact on health and the environment during production, use and at end of life.

#### Manufacturer


Produced in PRC by Nine United Limited

#### Cleaning Instructions

Please see our [Maintenance & Care instructions here](#)

#### → Stock item

Noble Aniline Cognac Leather



→ Noble Aniline  
Cognac Leather

# Recycling & Disassembly

Ita OS5-OS6

## RECYCLING

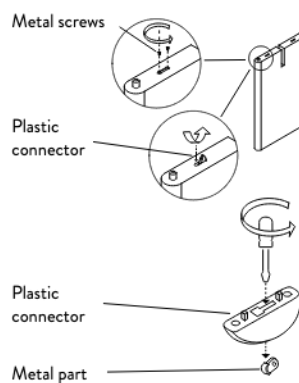
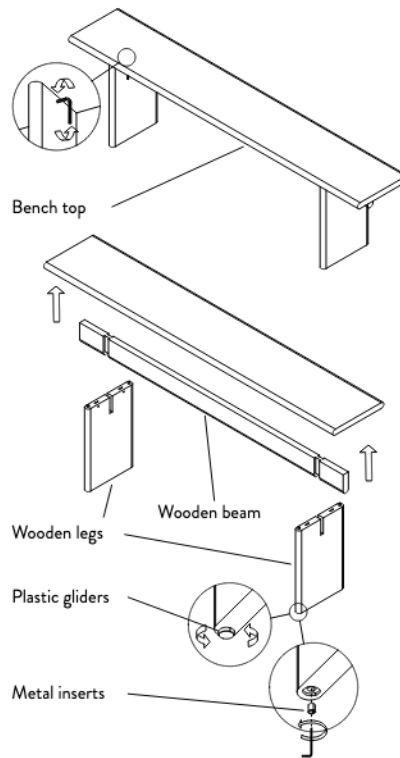
The Ita bench has been made to last and we hope it will serve you for many years. The bench is made from wood and can be easily separated into its components and delivered to a suitable recycling depot.

## SPARE PARTS

To purchase spare parts for your Ita bench, please write to our sales support team at [info@andtradition.com](mailto:info@andtradition.com) with your query.

## 5 YEAR WARRANTY

&Tradition provides a 5-year warranty with every Ita bench, which covers faults present at the time of purchase, or those which have occurred as a result of a manufacturing defect. The warranty is valid from the date stated on the original invoice.



## DISASSEMBLY

Please follow these five steps to disassemble the Ita bench  
170x30 cm / 230x30 cm

1. To separate the parts of the Ita bench, you need to open the connectors first. Insert an Allen key into each connector and turn it counterclockwise until it stops. If done correctly, you should be able to lift the bench top without resistance. If not, ensure that the connectors are fully opened.

2. Separate all components from each other by lifting them apart. Ensure you have an additional person to perform this action safely. Start by removing the bench top, then continue to remove one leg at a time. Finally, detach the beam from the second leg.

3. Remove the gliders from under the feet by unscrewing them counterclockwise. Next, use an Allen key to remove the threaded inserts.

4. Remove the plastic connectors on both the legs and underneath the bench top. To do this, remove the two screws, then carefully push one side of the connector with a tool or finger to rotate/slide it out of the pocket as shown.

5. Finally, to separate both the plastic and metal from the connectors, use a flat-head screwdriver and place it into the narrow end of the opening on the flat side of the connector. Rotate the screwdriver slightly to open the plastic, allowing you to pull out the metal part from the underside of the connector.