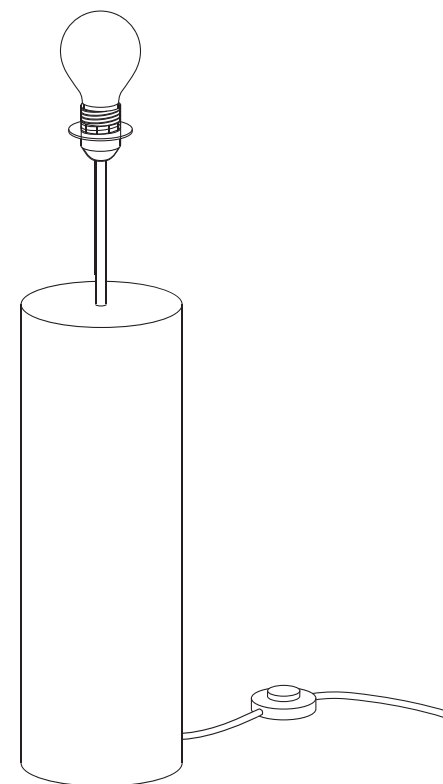


# POST FLOOR LAMP

---

ASSEMBLY MANUAL

[fermliving.com](http://fermliving.com)



**ferm**  
L I V I N G

## GENERAL INSTRUCTIONS

PLEASE READ BEFORE INSTALLATION

### WARNING:

The safety of this fitting can only be guaranteed if the following instructions are observed during both installation and use. Please retain these instructions safely after installation.

### PLEASE OBSERVE THE FOLLOWING GUIDELINES:

- Ensure that the power supply has been switched off prior to installation or removal of the product.
- Never undertake an electrical installation without the proper knowledge or training. If not familiar with electrical wiring, contact a qualified electrician.
- The product may in no way be modified or tampered with. Any modification may compromise safety and make the product itself dangerous to use. FERM LIVING does not accept any responsibility for products that have been modified.
- This product requires the use of a lightbulb that is not included. Please use a lightbulb that has the relevant safety certifications and approvals for your area.
- This product is meant for indoor use only.
- This appliance should not be disposed in a domestic trash receptacle and should instead be recycled appropriately.
- If the external flexible cable or cord of this luminaire is damaged, it shall be exclusively replaced by the manufacturer or his service agent or a similar qualified person in order to avoid a hazard.

### CLEANING INSTRUCTIONS:

- Use only a soft cloth to clean the product. Dampen the cloth with water and soap or a mild cleanser if needed.

### MORE INFORMATION:

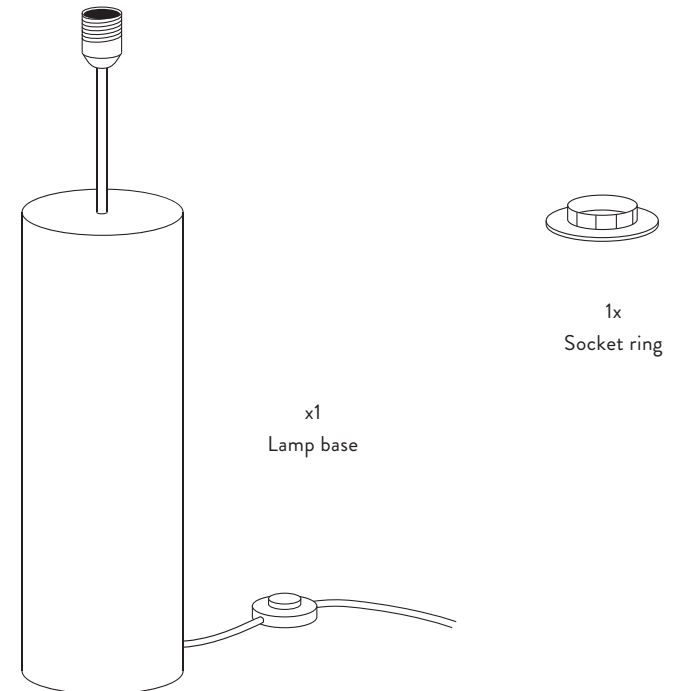
To access further information such as product overview and material descriptions, please visit our website at [www.fermliving.com](http://www.fermliving.com). If you have any questions or comments, please do not hesitate to contact us at [info@fermliving.com](mailto:info@fermliving.com).

## TECHNICAL SPECIFICATIONS

### POST FLOOR LAMP

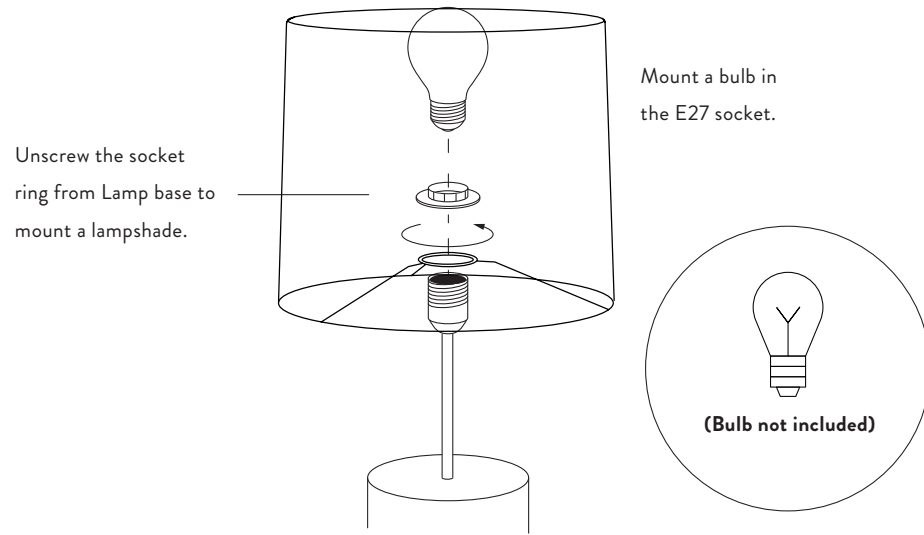
<b>Voltage:</b>	220-240V
<b>Dimmable:</b>	No
<b>Certification:</b>	C E, IP20, Class II
<b>Socket:</b>	E27 socket base
<b>Recommended Light source:</b>	LED bulb max 12w.
<b>Frequency:</b>	50Hz

## BOX CONTENT



## ASSEMBLY PROCESS

1



2

