


Assembly & Care Guide

Karl-Johan Portable Table Lamp

Signe Hytte



Thank you for choosing the Karl-Johan Portable Table Lamp designed by Signe Hytte. We hope you will enjoy it as much as we enjoyed making it. Please follow this guide to ensure correct use and care of your New Works product.

Attention

Please read these instructions carefully and retain them for future reference to ensure that the product is used correctly. For your safety, please study each step of this guide first.

New Works will not take any responsibility for accidents or injuries that occurs due to misuse or unintended use of the product. This includes use of the product in unintended environments, use of non-compatible light sources, adapters, other electrical peripherals or any attempts to alter the product.

If you have any questions, please do not hesitate to contact us via email: info@newworks.dk

About

The Karl-Johan Portable Table Lamp is designed for rough outdoor use. It is impact-resistant and works in environments with water and dust. The product is IK10 and IP65 rated.

Karl-Johan Portable Table Lamp - Magnetic charging cable/USB. (Adapter not included)

Safety Precautions

This product contains a Li-ion battery. Misuse of said battery may lead to potentially hazardous outcomes. Damaged or defective batteries may increase the risk of critical battery failure. In case of smoke, battery swelling, or an odor while charging, terminate charging immediately. New Works Aps does not take responsibility for battery failure prompted by unintended use.

Cleaning Instructions

Wipe the product with a soft dry or moist cloth. Do not use any abrasive cleaning tools, and never use strong cleaning agents such as household glass cleaner, white spirit, or turpentine.

Light Source: 0,75W LED, 2700K

Operating time: Up to 22 hours

Magnetic charging

Charging time: 4-5 hours (0-100%)

Lumen: 160 lm

Adapter specifications: 5V/2A universal USB adapter

Operating Temperature: -10°C to 60°C

Charging Temperature: 0°C to 45°C




Inside the Box

- 1 x Karl-Johan Portable Table Lamp (A)
- 1 x Magnetic charging cable (B)

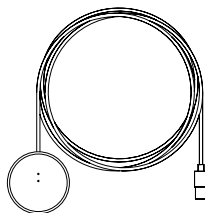
Tools Needed

No tools needed, just an adapter for charging:

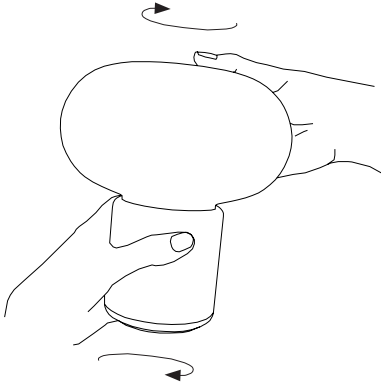
Min. 5V/2A Universal USB adapter
(example: iPhone adapter with USB Type A)



|
(A)



|
(B)



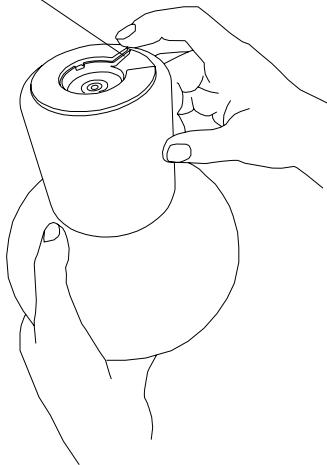
1.

On / Off

Twist the shade and the base to turn the lamp on or off. When you hear a twist, stop twisting.



Dimming icon



2.

Dimming the lamp

The lamp can be dimmed down by the touch surface on the bottom of the lamp marked with a dimming symbol.

3-step dimming: The lamp can has three pre-programmed light settings. 100%, 66%, 33%. The third press on the touch button will return the lamp to 100% light output.



3.

Charging the lamp

Place the New Works Charging Cable on the charging surface underneath the lamp. The New Works Charging Cable will attach to the surface by magnet.



NEW WORKS.

info@newworks.dk +45 72 30 99 99

Frederiksgade 1, Ground Floor, 1265 Copenhagen, Denmark

www.newworks.dk @newworksdk