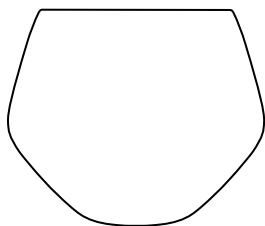


Product Manual



Grove Flowerpot Series
Designed by Anna Karnov & Clara Mahler

Version 1 - October/2023

Bolia.com

Vaerkmestergade 11-13
8000 Aarhus C, Denmark
+45 51 50 51 22

EN

Read the product manual carefully before using your product. If you do not follow the instructions, there is a risk that you could damage the product or in the worst case cause injury. Keep the product manual for future reference. If the product is later passed on to third parties, this manual must also be provided.



This symbol indicates a warning regarding the care, handling, or use of the product. If such a warning is not followed, there is a risk that you could damage the product, or in the worst case cause injury.

Use the product only for the purpose described in this manual. Any other use does not correspond to the intended purpose of the product and can lead to damage to the product or injuries. The manufacturer or dealer accepts no responsibility for damage resulting from the use of the product in a manner for which it is not intended. Incorrect, improper use of the product can lead to personal injuries. Children must not play with the packaging film, as there is a risk that they will be wrapped up in it and caught. Before using the product, make sure that there is nothing that can harm or injure people.

Risk of damaging the product

Incorrect, improper use, handling and cleaning can damage parts or the entire product. Do not step on or jump on the product. It is not intended for this. Do not use a hard brush, solvent, corrosive or strong cleaning agent to clean the products, if not advised by Bolia.com. Always use recommended care and cleaning products. Never cover wet products. If a wet product is covered, it can be damaged. Further information can be found on our website: Bolia.com

Technical information

As we are constantly developing and improving our products, design and technical changes may occur. This products manual can be downloaded as a PDF file from our website: Bolia.com



Disposal of packaging & product

Dispose of the product and packaging in accordance with local waste regulations. Packaging materials must be separated and disposed of properly.

For user instructions in other languages,
please scan this code





EN: For indoor use, insert the plug either from above or below. Make sure to tighten the plug completely so the flowerpot remains waterproof. For outdoor use, do not insert the plug.

DK: For indendørs brug sæt proppen i enten oppefra eller nedefra. Vær opmærksom på at stramme proppen helt så blomsterpotten forbliver vandtæt. For udendørsbrug indsæt ikke proppen.

DE: Für den Innenbereich stecken Sie den Stopfen entweder von oben oder von unten ein. Achten Sie darauf, den Stopfen fest anzuziehen, damit der Blumentopf wasserdicht bleibt. Für den Außenbereich stecken Sie den Stopfen nicht ein.

NO: For innendørs bruk setter du pluggen enten ovenfra eller nedefra. Pass på å stramme pluggen helt slik at blomsterpotten forblir vann tett. For utendørs bruk setter du ikke inn pluggen.

SE: För inomhusbruk sätter du i proppen antingen uppifrån eller nedifrån. Se till att dra åt proppen ordentligt så att blomkrukan förblir vattentät. För utomhusbruk sätter du inte i proppen.

NL: Voor binnengebruik steekt u de plug van boven of van onder in. Zorg ervoor dat u de plug goed aandraait zodat de bloempot waterdicht blijft. Voor buitengebruik steekt u de plug niet in.

FR: Pour une utilisation en intérieur, insérez le bouchon soit par le haut, soit par le bas. Veillez à serrer le bouchon complètement afin que le pot de fleurs reste étanche. Pour une utilisation en extérieur, n'insérez pas le bouchon.

ES: Para uso en interiores, inserte el tapón ya sea desde arriba o desde abajo. Asegúrese de apretar el tapón completamente para que la maceta permanezca impermeable. Para uso en exteriores, no inserte el tapón.



GB: This product is designed for both indoor and outdoor use.

DK: Dette produkt er både til indendørs og udendørs brug.

DE: Dieses Produkt ist für den Innen- und Außenbereich geeignet.

NO: Dette produktet kan brukes både inne og ute.

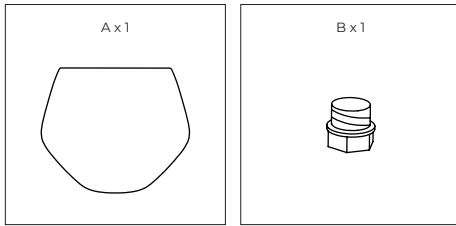
SE: Denna produkt är avsedd för både inom- och utomhusbruk.

NL: Dit product is geschikt voor gebruik binnens- en buitenshuis.

FR: Ce produit convient aussi bien pour un usage intérieur qu'extérieur.

ES: Este producto es para uso en interiores y exteriores.

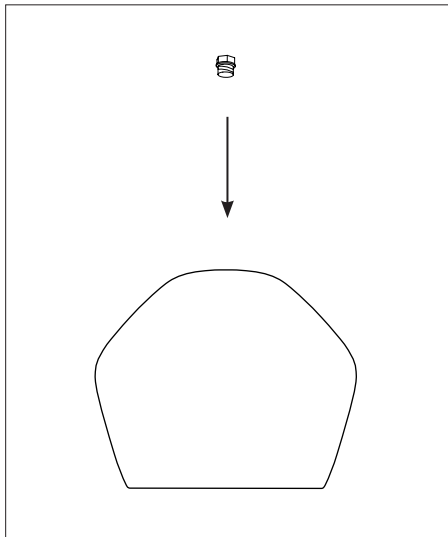
Fittings and product parts



Assembly steps

STEP 01

Tools & Special requirements for indoor use



STEP 02

Tools & Special requirements for indoor use

