

LUNANERA

code: **1437/BI**

DESIGN **MARC SADLER** 2017



WALL OR CEILING LAMP INDIRECT LIGHT. WHITE LACQUERED ALUMINIUM STRUCTURE. LED LIGHT SOURCE INTEGRATED AND ELECTRONIC DRIVER INTO THE BODY LAMP.

UTILIZATION: **INTERNAL**

TYOLOGY: **WALL LAMPS**



COLOURS STRUCTURE:
DIFFUSER:

WHITE
WHITE

MATERIALS STRUCTURE:
DIFFUSER:

ALUMINIUM
ALUMINIUM

MEASURES WIDTH: -
HEIGHT: -
LENGTH: -
DEPTH: **8 cm**

DIAMETER: **40 cm**
HOLE DIAMETER: -
HOLE DEPTH: -

WEIGHT NET: **1,6**
GROSS: -

PACKAGING VOL.M³: -

NUMBER OF ITEMS: -

BULBS

LED 1X15W
FLUX: 1800LM
KELVIN: 3000°
CLASS: A++
CRI: >80
COLOR TOLERANCE: -
DURATION: 40000H



DEVICE SPECIFICATIONS

TYPE OF EMISSION: **INDIRECT**
POWER: -
FLOW LAMP: -
BEAM ANGLE: -
DEVICE EFFICIENCY: **-lm/W**
IMPACT RESISTANCE: -
GLOW WIRE TEST: -

POWER SUPPLY CABLE LENGTH: -
LENGTH OF HANGING CABLE: -
SUPPLY: **INCLUDED**
POWER SUPPLY ASSEMBLY: **INTERNAL**
TYPE OF DIMMING: -
VOLTAGE: **230 V**

POWER SUPPLY: **ELECTRONIC POWER SUPPLY**

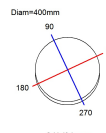
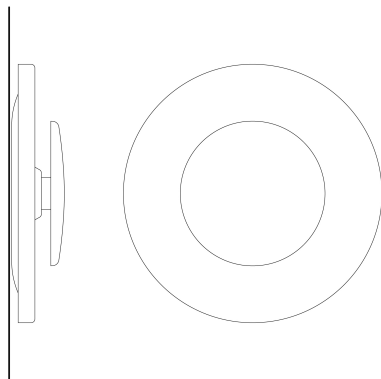
CERTIFICATIONS



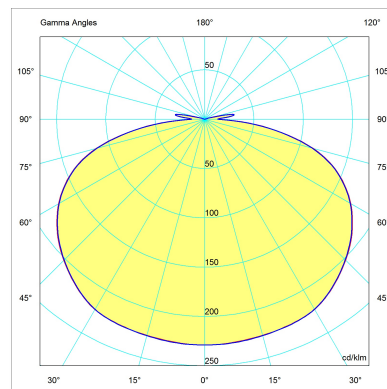
MARKETS

THIS ITEM IS AVAILABLE IN THE FOLLOWING COUNTRIES:
EUROPE

TECHNICAL DRAWINGS



Flux 836.00 lm
Maximum 228.90 cd/klm
Peak/lm C=0.00 G=0.00
Efficiency: 100.09%
Date: 21-11-2017
Double Symmetrical



LUNANERA

code: *1437/BI*

DESIGN **MARC SADLER** 2017

PHOTO GALLERY

