

> CONNECT BED <



By Leif Jørgensen

Connect Bed takes the idea of traditional craftsmanship methods combined with the computer-controlled, high-tech tools and processes which have now become commonplace in the contemporary designer's world to create a minimalistic, industrial look. The result is a razor sharp design with pinpoint precision, simply consisting of four elements: two side rails and two end rails that slot together and are fastened with eight screws. Embedded in the bare frame, the screws become an interesting detail in themselves, with the joints displaying references to conventional carpentry work.

> CONNECT BED <

---



**HAY**

> CONNECT BED <


---



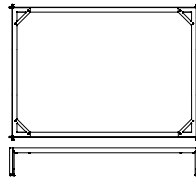
**HAY**

> CONNECT BED <

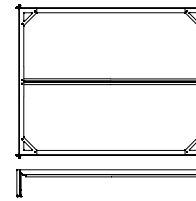
---



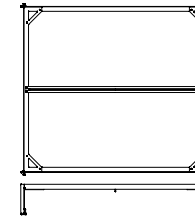
**Dimension**  
W90 x L200 x 30cm  
**Material**  
Powder coated sheet metal  
**Colour**  
White, grey



**Dimension**  
W140 x L200 x H30 cm  
**Material**  
Powder coated sheet metal  
**Colour**  
White, grey



**Dimension**  
W160 x L200 x H30 cm  
**Material**  
Powder coated sheet metal  
**Colour**  
White, grey



**Dimension**  
W180 x L200 x H30 cm  
**Material**  
Powder coated sheet metal  
**Colour**  
White, grey

> CONNECT BED <

---

Download pictures [here](#)

Username: hay

Password: design

HAY / Havnen 1, 8700 Horsens, Denmark

[www.hay.dk](http://www.hay.dk)

**HAY**