





## Febe 3000K - White



IP20    Dimmbar: 

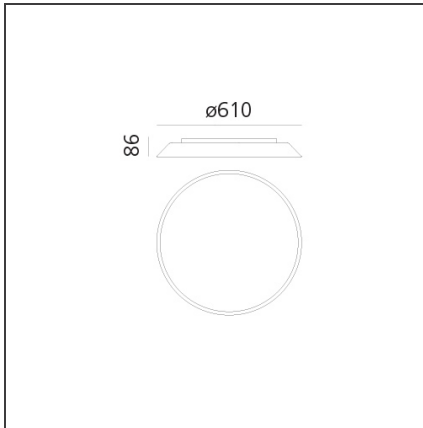
### DESIGN

Ernesto Gismondi

### BESCHREIBUNG

In Febe, everything is reduced to a minimum and built around the optical engine that, with maximum yield in minimum thickness, ensures excellent performance to illuminate an entire room. Febe has an elementary shape, yet a rich performance, it focuses on light emission and its formal simplicity makes it almost invisible in space. A uniform light disk protrudes from the surface of the ceiling/wall, the colour frame moves back inwardly and can only be seen from the side. Designed for home environments, its essential shape makes it fit for all spaces.

### TECHNISCHE ZEICHNUNGEN



### FUNKTIONEN

<b>Artikelnummer:</b>	0241300A	<b>Material:</b>	Methacrylare, polycarbonate
<b>Farbe:</b>	White	<b>Serie:</b>	Design
<b>Installation:</b>	Wandleuchte, Deckenleuchte	<b>Lichtverteilung:</b>	Direct
<b>Anwendungsbereich:</b>	Innenbeleuchtung		

### DIMENSION

<b>Breite:</b>	cm 8.6	<b>Glühdrahttest:</b>	750
----------------	--------	-----------------------	-----

### INKLUSIVE LEUCHTMITTEL

<b>Kategorie:</b>	LED	<b>Farbtemperatur(K):</b>	3000K
<b>Anzahl:</b>	4	<b>Color Tolerance:</b>	MacAdam 3SDCM
<b>Watt:</b>	6.20W	<b>CRI:</b>	90
<b>Lichtstrom (lm):</b>	653lm	<b>Efficacy:</b>	105lm/W
<b>Typ:</b>	0	<b>Service Life:</b>	50000-L70
<b>Class:</b>	A		

### LUMINAIRE

<b>Watt:</b>	30W	<b>Lichtstrom (lm):</b>	2260lm
<b>Spannung (V):</b>	220-240V	<b>CCT:</b>	3000K
		<b>Efficiency:</b>	85%
		<b>Efficacy:</b>	75.33lm/W
		<b>CRI:</b>	90
		<b>Dimmable Typology:</b>	Push