





bay master / aluminum classic



classic	sizes [ft/m]	mast height (open, including finial) a (in/cm)	canopy height b (in/cm)	flat to flat (diameter) c (in/cm)	point to point (diameter) d (in/cm)	table clearance e (in/cm)	mast diameter f (in/cm)	total height (closed) g (in/cm)	folded canopy (diameter) h (in/cm)
	7.5' / 2.25m	95 / 241	76 / 194	84 / 214	92 / 235	43 / 109	1.5 / 3.8	95 / 241	11 / 27
	9.0' / 2.75m	97 / 246	77 / 195	105 / 266	114 / 290	34 / 86	1.5 / 3.8	97 / 246	11 / 27
	10.5' / 3.2m	99 / 253	78 / 198	116 / 294	126 / 321	30 / 76	1.5 / 3.8	99 / 253	11 / 27
	11.5' / 3.6m	101 / 256	76 / 194	125 / 318	137 / 347	26 / 67	1.5 / 3.8	101 / 256	11 / 27
	7.0' / 2.15m	95 / 242	76 / 194	79 / 201	91 / 231	43 / 109	1.5 / 3.8	95 / 242	11 / 27
	8.5' / 2.6m	97 / 246	77 / 195	99 / 254	115 / 292	34 / 86	1.5 / 3.8	97 / 246	11 / 27
	10.0' / 3.0m	99 / 251	78 / 198	109 / 277	126 / 320	30 / 76	1.5 / 3.8	99 / 251	11 / 27
	11.0' / 3.4m	101 / 257	76 / 194	118 / 300	137 / 348	26 / 67	1.5 / 3.8	101 / 257	11 / 27
	5.5' / 1.65m	95 / 242	76 / 194	65 / 165	65 / 165	43 / 109	1.5 / 3.8	95 / 242	11 / 27
	6.5' / 2.0m	97 / 246	77 / 195	81 / 207	81 / 207	34 / 86	1.5 / 3.8	97 / 246	11 / 27
	7.5' / 2.25m	99 / 251	78 / 198	90 / 228	90 / 228	30 / 76	1.5 / 3.8	99 / 251	11 / 27
	8.5' / 2.6m	101 / 257	76 / 194	97 / 247	97 / 247	26 / 67	1.5 / 3.8	101 / 257	11 / 27
	5.0' x 8.0' / 1.5m x 2.45m	101 / 257	81 / 206	60 / 152	96 / 244	38 / 97	1.5 / 3.8	101 / 257	9 / 23
	6.0' x 9.0' / 1.8m x 2.75m	101 / 257	75 / 191	74 / 188	114 / 290	27 / 69	1.5 / 3.8	101 / 257	10 / 25


finish options

satin anodized aluminum



satin

powder coat



linen white



desert sand



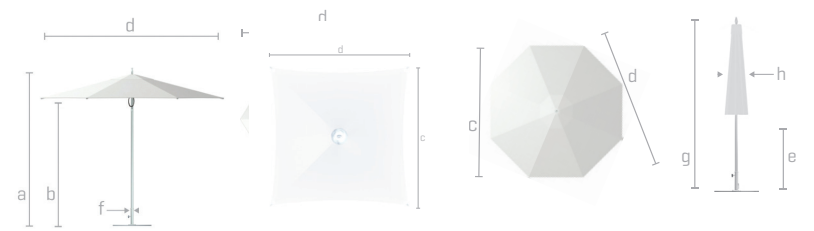
hammered bronze



espresso



textured black



vent and pocket options



no vent single vent double vent* contrasting pockets contrasting pockets and vent

profile options



market fishtail* valance straight valance scalloped

canopy options



binding



accent border

finial



triton
polymer

panel options



single solid color alternating panels alternating panel & alternating valance alternating panel and matching valance

lifting system options



manual
with pin



pulley lift
with pin



auto-loc
marine lift

Dimensions shown assume default lift system
Options are subject to change without notice
Some options are only available in certain sizes and shapes

* Double wind vent & fishtail profile only available on octagon & hexagon shapes
† Manual with pin not recommended on parasols over 9' (2.75m)