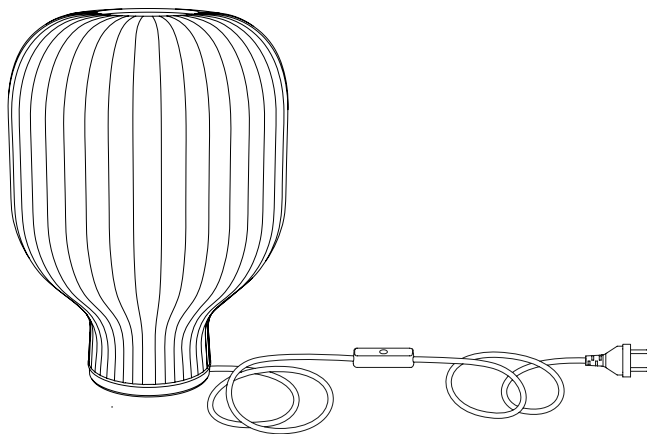


STRAND TABLE LAMP

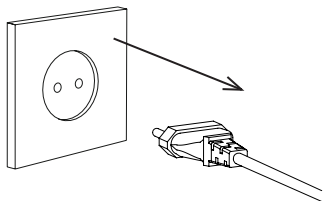
— Benjamin Hubert



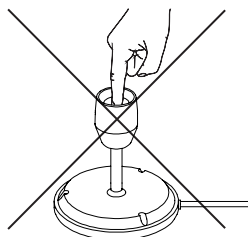
1 x Lamp with dimmer

ASSEMBLY INSTRUCTION – SAMLEMANUAL – MONTAGEANLEITUNG
INSTRUCTIONS DE MONTAGE – INSTRUCCIONES DE MONTAJE

1



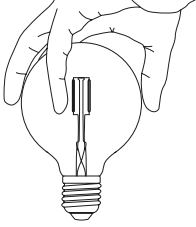
WARNING
FARLIG
WARNUNG
ATTENTION
ADVERTENCIA



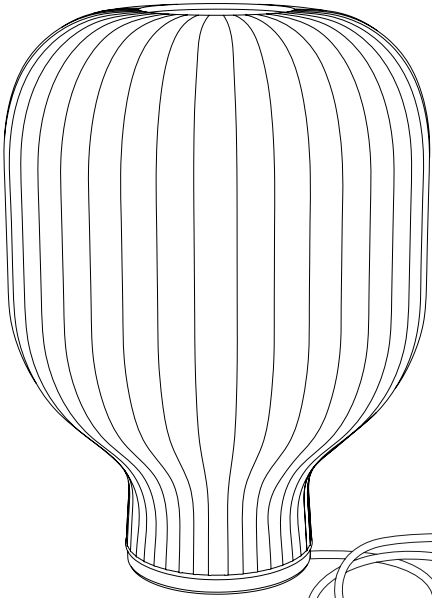
STRAND TABLE LAMP
ONLY USE DIMMABLE BULB
IX E27 - MAX 40 W
CFL MAX 13W, LED MAX 13W
220-240V 50/60 HZ

2

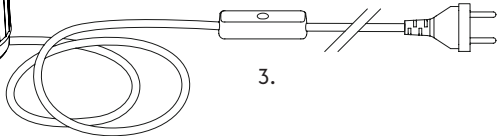
Place lamp on clean surface and install light bulb



1.

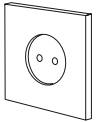


ON / OFF / DIM



3.

2.



CLEANING — RENGØRING — SÄUBERN — NETTOYAGE — LIMPIEZA

- EN Turn off electricity, clean with dry cloth.
- DK Afbryd elektricitet, rengør med tør klud.
- DE Strom abschalten, mit einem trockenen tuch reinigen.
- FR Eteindre l'électricité, nettoyer avec un chiffon humide.
- ES Apague la electricidad, limpie con un paño seco.

ATTENTION — BEMÆRK — ACHTUNG — ATTENTION — ATENCIÓN

- EN If the external flexible cable or cord of this lamp is damaged, it shall be exclusively replaced by the manufacturer, the service agent or a similar qualified person in order to avoid a hazard.
- DK I tilfælde af en skade på lampens ledning bør denne skiftes af producenten eller en professionel elektriker for at mindske risici.
- DE Wenn das externe flexible Kabel dieser Leuchte beschädigt wird, wenden Sie sich ausschließlich an den Hersteller, seinen Kundendienst oder eine ähnlich qualifizierte Person, um eine Gefährdung zu vermeiden.
- FR Si le câble de ce luminaire est endommagé, il doit être remplacé exclusivement par le fabricant ou par une personne qualifiée afin d'éviter tout incident.
- ES Si el cable exterior flexible o el cordón de esta luminaria está dañado, debe ser sustituido exclusivamente por el fabricante o en su defecto su servicio técnico o un profesional cualificado similar para evitar posibles riesgos.